

"High Frequency Ceramic Solutions"

910 MHz Directional Coupler/ Low Pass Filter Combination

P/N 0910CF15B0100

Detail Specification: 4/11/2012

Page 1 of 4

General Specifications

Part Number	0910CF15B0100
Frequency (MHz)	860 - 960
Attenuation (min.)	27 dB @ 2 x Fo
Attenuation (min.)	30 dB @ 3 x Fo
Attenuation (min.)	30 dB @ 4 x Fo
Attenuation (min.)	30 dB @ 5 x Fo
Insertion Loss	1.2 dB max.
Return Loss	20 dB min.

Power	2W max.
Coupling	10 ± 1 dB
Isolation	30 dB min.
Impedence	50 Ω
Operating Temperature	-40 to +85°C
Storage Conditions	+5 to +35°C, Humidity 45-75%RH, 18 months max.
Reel Quantity	4000

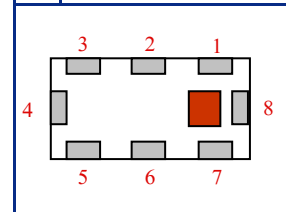
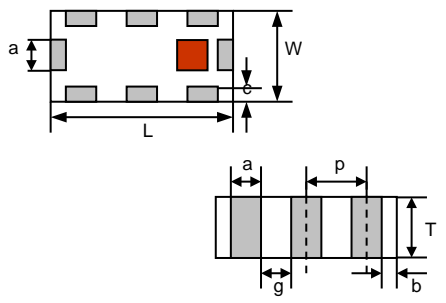
P/N	Packaging Style	Bulk	Suffix = S	Eg. 0910CF15B0100S
		T & R	Suffix = E	Eg. 0910CF15B0100E
	Termination Style	100% Tin	Suffix = None	Eg. 0910CF15B0100(E or S)

Terminal Configuration

No.	Function
1	Termination
2	GND
3	GND
4	Input
5	Coupled Out
6	GND
7	GND
8	Output

Mechanical Dimensions

	In	mm
L	0.079 ± 0.004	2.00 ± 0.10
W	0.049 ± 0.004	1.25 ± 0.10
T	0.027 ± 0.004	0.70 ± 0.10
a	0.012 ± 0.004	0.30 ± 0.10
b	0.008 ± 0.004	0.20 ± 0.10
c	0.012 +0.004/-0.008	0.30 +0.1/-0.2
g	0.014 ± 0.004	0.35 ± 0.10
p	0.026 ± 0.002	0.65 ± 0.05

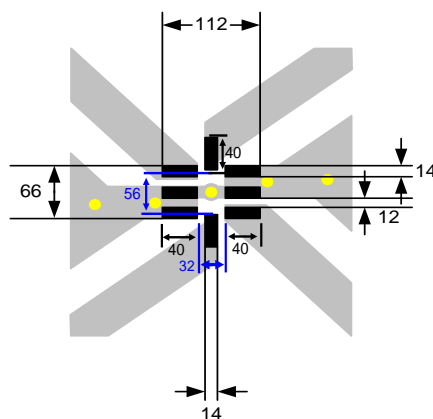





Mounting Considerations

Mount these devices with dark red mark facing up.

Units: mils

* Please note that line width should be designed to provide 50 ohm impedance, depending on PCB material and thickness



-  Solder Resist
-  Land
-  Through-hole (12 mil diameter)

Johanson Technology, Inc. reserves the right to make design changes without notice.

All sales are subject to Johanson Technology, Inc. terms and conditions.



www.johansontechnology.com

4001 Calle Tecate • Camarillo, CA 93012 • TEL 805.389.1166 FAX 805.389.1821

2012 Johanson Technology, Inc. All Rights Reserved

"High Frequency Ceramic Solutions"

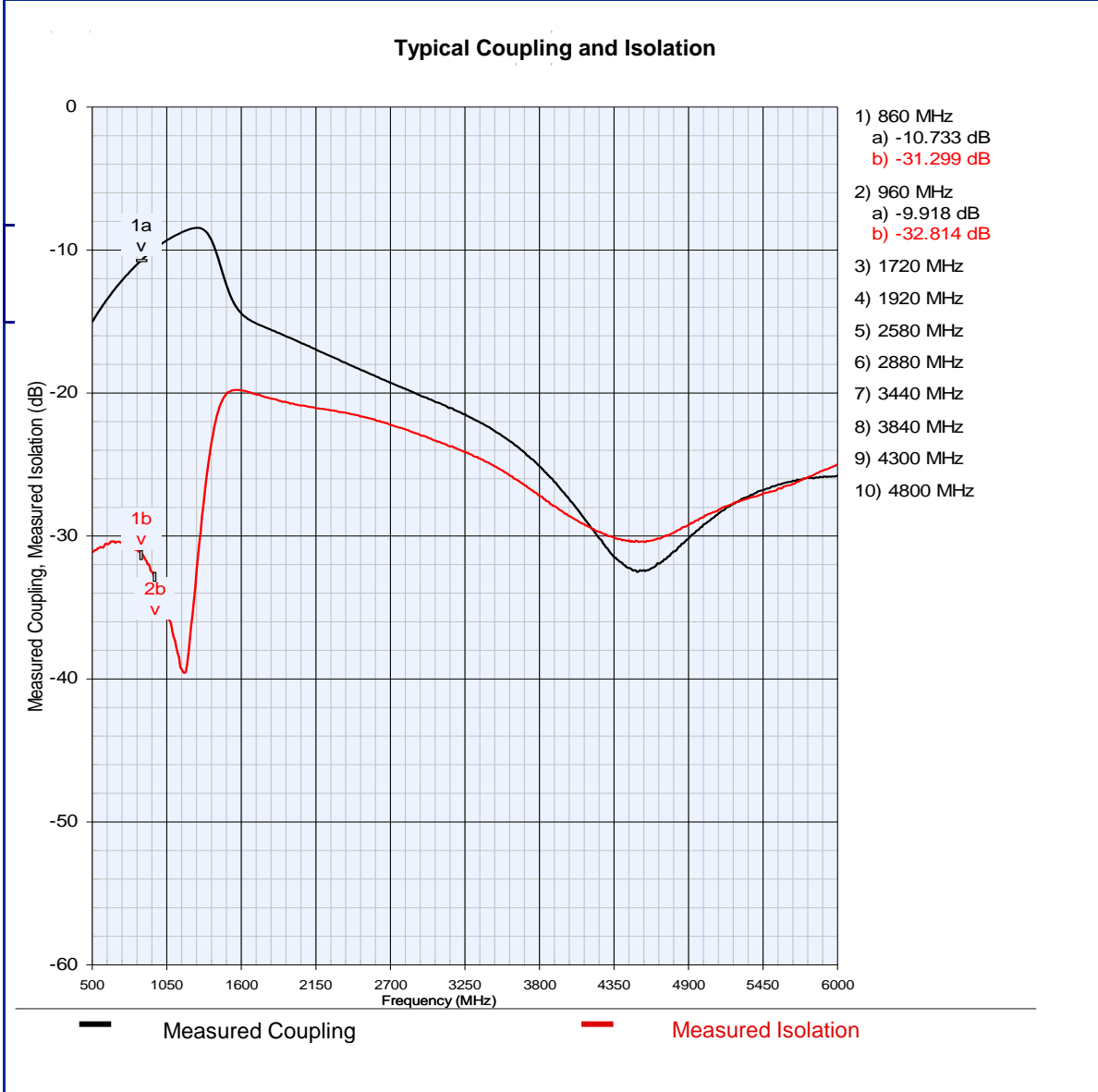
910 MHz Directional Coupler/ Low Pass Filter Combination

P/N 0910CF15B0100

Detail Specification: 4/11/2012

Page 2 of 4

Typical Electrical Performance (T=25°C)



Johanson Technology, Inc. reserves the right to make design changes without notice.

All sales are subject to Johanson Technology, Inc. terms and conditions.



www.johansontechnology.com

4001 Calle Tecate • Camarillo, CA 93012 • TEL 805.389.1166 FAX 805.389.1821

2012 Johanson Technology, Inc. All Rights Reserved

"High Frequency Ceramic Solutions"

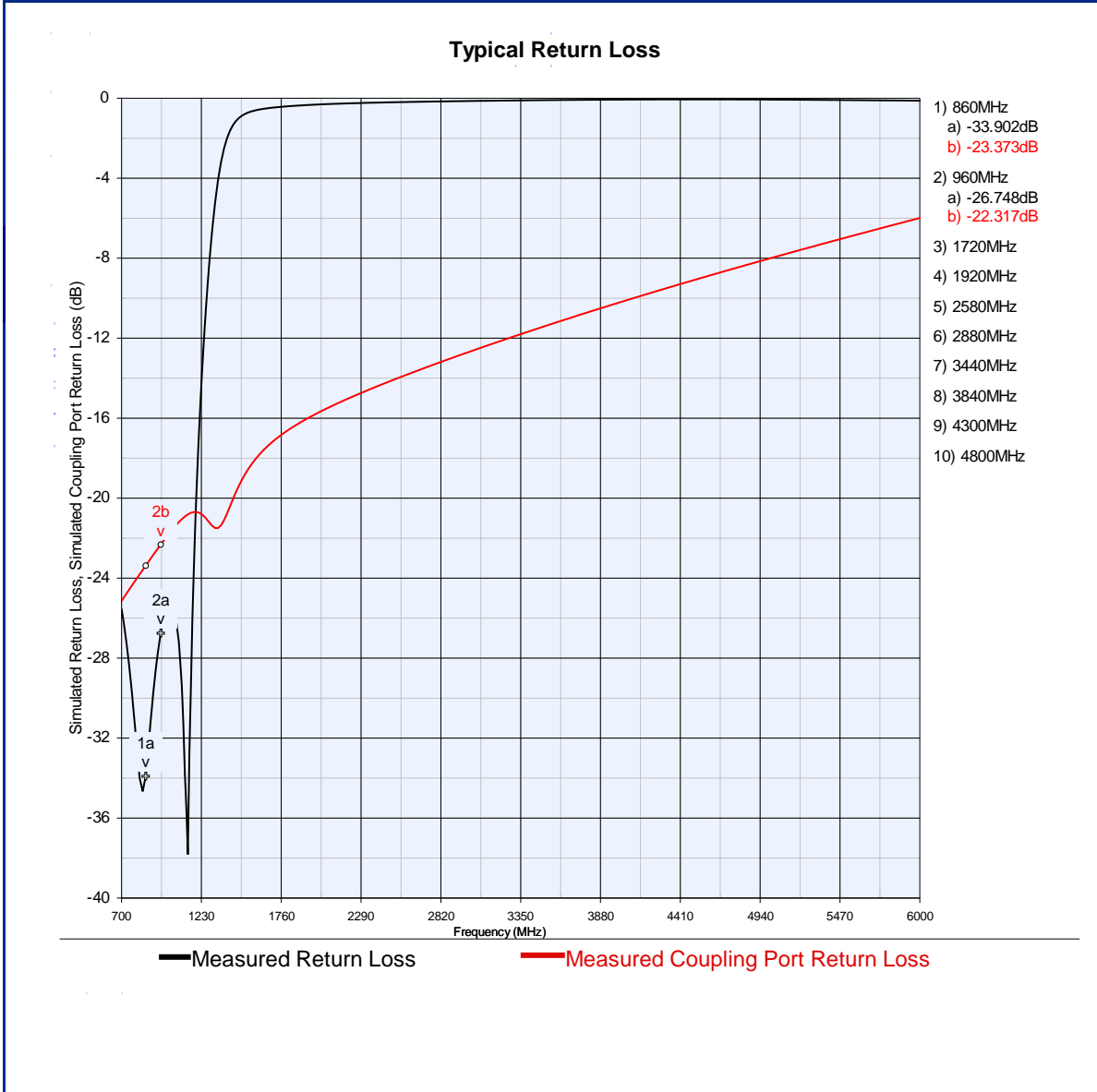
910 MHz Directional Coupler/ Low Pass Filter Combination

P/N 0910CF15B0100

Detail Specification: 4/11/2012

Page 3 of 4

Typical Electrical Performance (T=25°C)



Johanson Technology, Inc. reserves the right to make design changes without notice.

All sales are subject to Johanson Technology, Inc. terms and conditions.



www.johansontechnology.com

4001 Calle Tecate • Camarillo, CA 93012 • TEL 805.389.1166 FAX 805.389.1821

2012 Johanson Technology, Inc. All Rights Reserved

"High Frequency Ceramic Solutions"

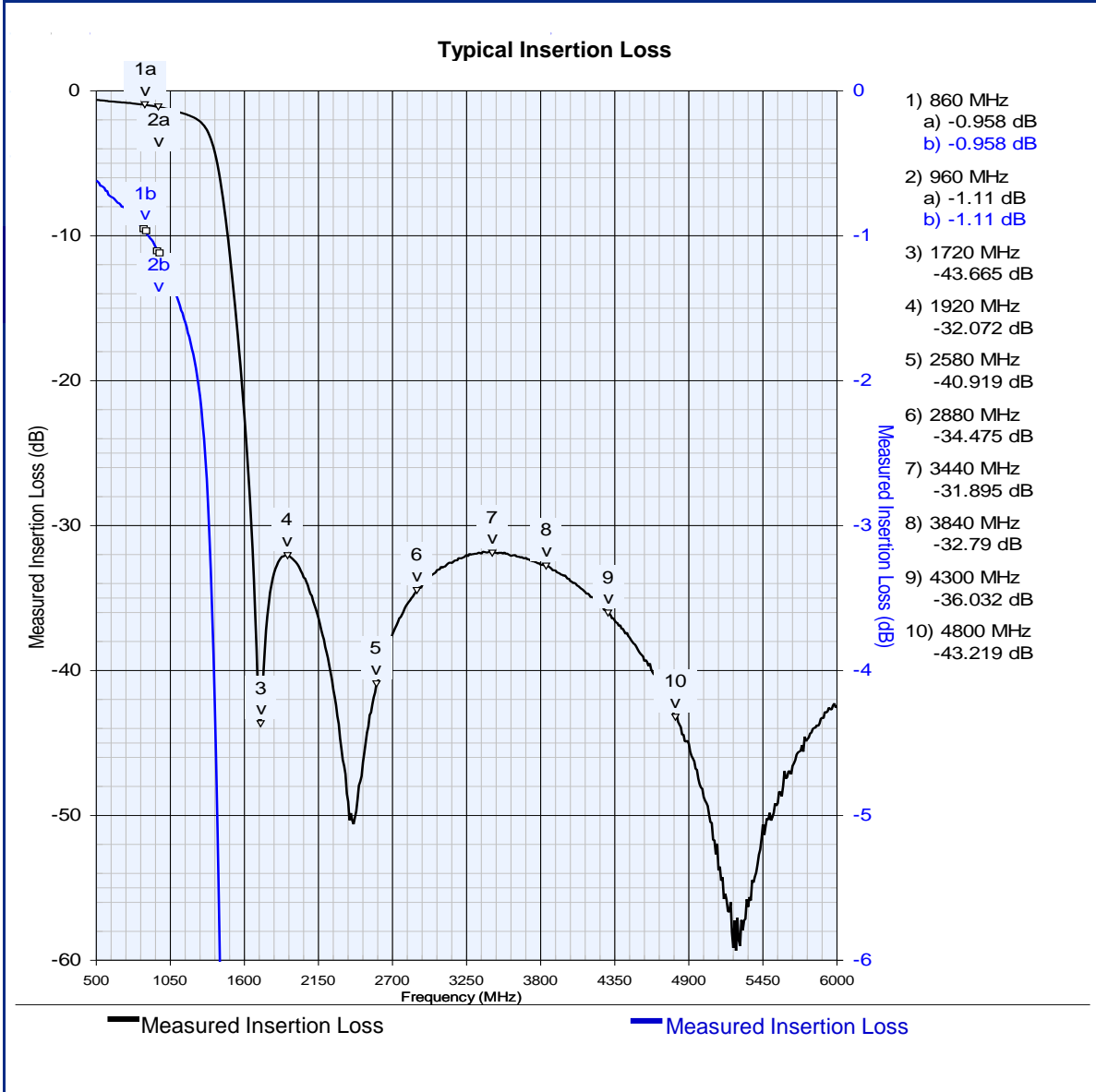
910 MHz Directional Coupler/ Low Pass Filter Combination

P/N 0910CF15B0100

Detail Specification: 4/11/2012

Page 4 of 4

Typical Electrical Performance (T=25°C)



Johanson Technology, Inc. reserves the right to make design changes without notice.

All sales are subject to Johanson Technology, Inc. terms and conditions.



www.johansontechnology.com

4001 Calle Tecate • Camarillo, CA 93012 • TEL 805.389.1166 FAX 805.389.1821

2012 Johanson Technology, Inc. All Rights Reserved